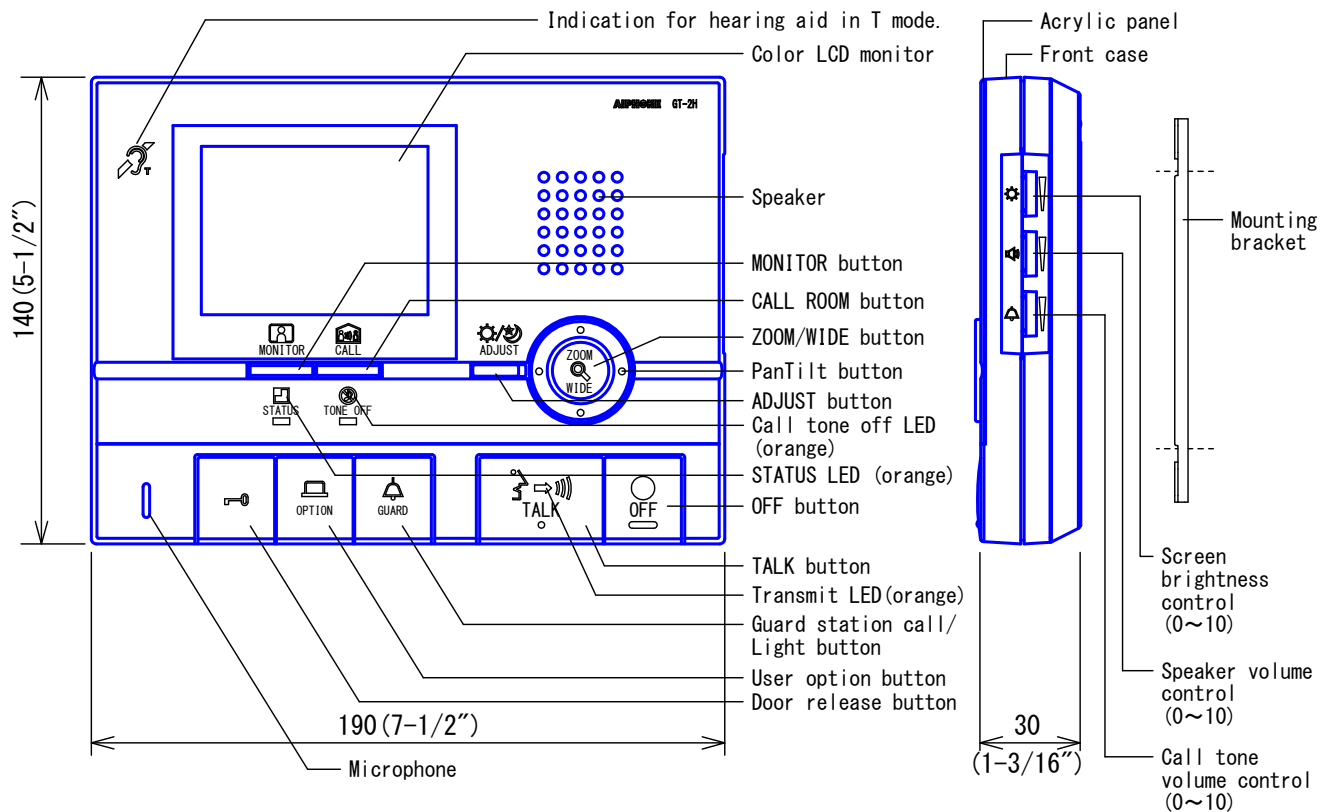
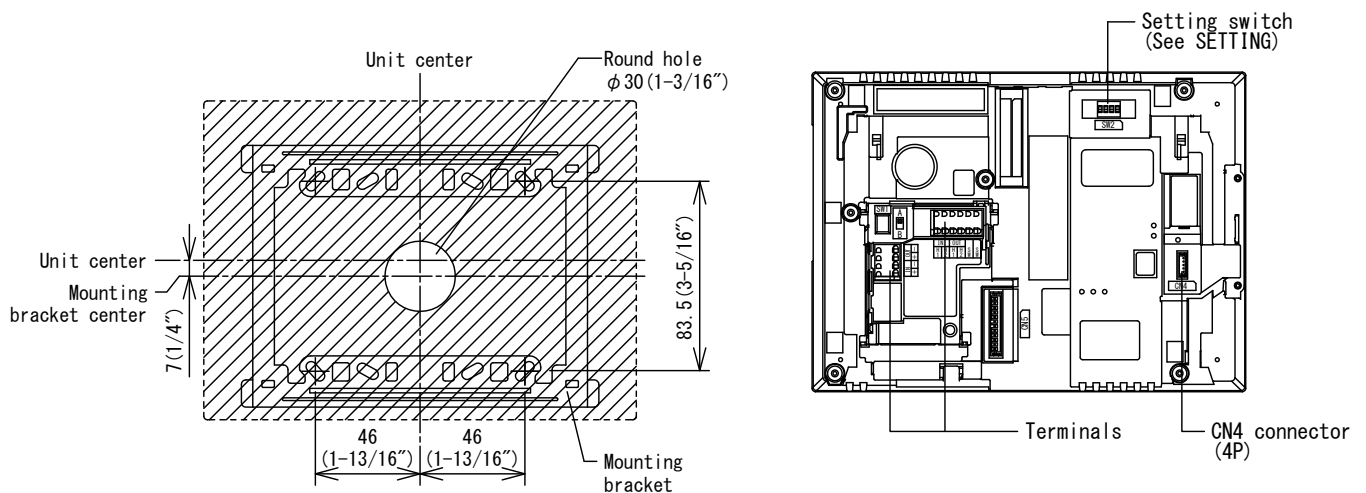


## PRODUCT DRAWING

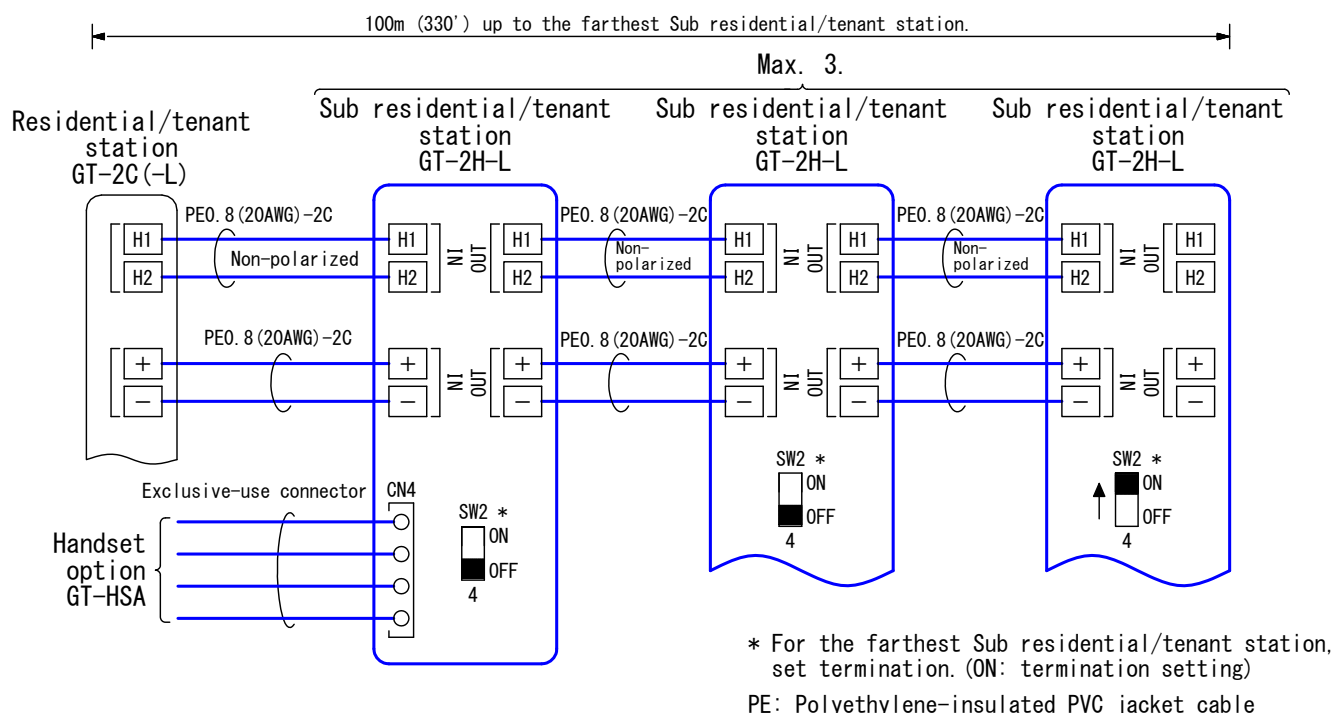


## MOUNTING



DESCRIPTION	FIG. NAME		UNIT	DATE
SUB RESIDENTIAL/TENANT STATION	PRODUCT DRAWING		mm	5 July, 2017
MODEL NO.	FIG. NO.	PAGE	REVISION	<b>AIPHONE</b>
GT-2H-L	G57664-1-3	1/3	2	

## ■ WIRING DIAGRAM Residential bus line



## ■ RESTRICTIONS

- Due to handsfree auto voice actuation system, smooth voice switching may be hindered by voice strength of the opponent or ambient noise, etc.
- Residential/tenant stations that can be connected are only GT-2C-L and GT-2C.
- Handsfree communication in T mode for hearing aid is effective 20 to 30 cm in front. The further the distance, the smaller the level.
- Since the magnetic field of the coil of T mode for hearing aid is also generated on the walls, it may be bugged by using T-mode accommodating hearing aid in a condominium with thin walls.

## ■ SETTING

- Sub residential/tenant station ID setting(1/2/3) ..... SW2-1~2
- Terminating the Residential/tenant station (OFF/ON(terminated))..... SW2-4
- Not in use ..... SW2-3
- ZOOM picture pre-sets..... Press ZOOM/WIDE button more than 2 sec.
- Adjust Call tone volume (0~10)..... Call tone volume control
- Adjust Screen brightness (0~10) ..... Screen brightness control
- Adjust Speaker volume (0~10)..... Speaker volume control

Setting switch



DESCRIPTION	FIG. NAME	UNIT	DATE
SUB RESIDENTIAL/TENANT STATION	WIRING/RESTRIC./SETTING	mm	11 July, 2017
MODEL NO.	FIG. NO.	PAGE	REVISION
GT-2H-L	G57664-2-3	2/3	2
<b>AIPHONE</b>			

## ■FUNCTIONS

- Calling entrance station/communication by pressing the TALK button. (1 min. for handsfree and 3 min. for handset.) Communication ends by pressing the OFF button.
- Calling and communication with Guard station, both ways
- Activating door release with Door release button (while receiving a call from or communicating with Entrance station).
- Calling from Door bell or from Door station.  
Communication by pressing the Talk button. (1 min. for handsfree and 3 min. for handset.)  
Communication ends by pressing the OFF button.
- Communication/monitor with T-mode accommodating hearing aid.
- Transmit LED is steadily lit in orange while speaking.
- Calling all Guard station.
- Backlight compensation by pressing ADJUST button while monitor is on.
- ZOOM & WIDE camera control by pressing ZOOM & WIDE button while monitor is on.
- PanTilt camera control on Zoom mode.
- Pre-setting of Pantilt position for zoom mode when Door station is called
- Monitoring audio/video of door station and entrance station by pressing MONITOR button, 30 sec. timed.
- Press-to-talk communication, after depressing TALK button approx. 1 sec. or more
- Calling and communicating with Residential/tenant station by pressing Call Room button.  
(No monitor display during communication.) Communication time: approx. 10 min.
- Notification sounds when utility sensor is input. (Notification sounds High at Residential/tenant station and Sub residential/tenant station.)
- Notification is reset by pressing OFF button. Sounds stop automatically after 10 sec. by setting
- Light control available when receiving a call from Entrance station
- When the switch is put to OFF position, the tone-off blinker notifies
- Option button: Controls external device such as entrance light

## ■SPECIFICATIONS

Power source	DC 24V. Supplied from Residential/tenant station		
Current consumption	Max. 240mA		
Video-Monitor	3-1/2" TFT color LCD		
Pixels	230,000 pixels (approx.), QVGA (320 x 240)		
Type of communication	Open voice handsfree communication (auto voice actuation or press-to-talk)		
Ambient temperature	0~40°C (32~104° F)		
Call tone	4 selections		
Mounting	Surface wall-mount		
Electrical box	3-gang box		
Material	Front case: Self-extinguishing ABS plastic Acrylic panel: Fire-retardant plastic		
Weight	480g (approx.) (1.06 lbs)		
Unit color	Snow white(5Y9.3/0.1 Munsell Approximation)		
DESCRIPTION	FIG. NAME	UNIT	DATE
SUB RESIDENTIAL/TENANT STATION	FUNCTIONS/SPEC.	mm	11 July, 2017
MODEL NO.	FIG. NO.	PAGE	REVISION
GT-2H-L	G57664-3-3	3/3	2
			<b>AIPHONE</b>